



General Guidelines for Exhibiting work

- 1. General**

Your completed submission form should be returned to Derek Webster
derekwebster20@aol.com

Up to 20 paintings may be displayed at the discretion of the DAN committee. Approximately 12 in the New Waiting Room and 8 in the Old Waiting Room.

The price of paintings will be listed on the exhibitor submission form.
Fee payment must be made before your exhibition.

At the end of exhibition please collect your work on the date advised.
Members need to arrange for someone to pick up their exhibits if they are unable to collect.

- 2. Picture hanging preparation**

Pictures should be framed with wipe over glass (or Perspex).
String must be attached firmly to the back of the frame. Each frame will hang on two hooks.

Please put your own label on the back of each painting showing your name, title, medium and cost of the item.

A card showing Artist and Contact Details, Title and Price should be placed in the bottom left-hand corner of the frame.

- 3. Constraints**

Participation will be limited to DAN (paid up) members only.

We are expected to exhibit high quality works of art. The organisers reserve the right to select which works will be displayed.

Pictures that are not presented to a high standard, for example, execution of work, framing, mounting, unfinished canvas edges, will not be selected.

DAN is not responsible for exhibits once the exhibition is closed.

Pictures must be "calming" and sensitive, not over stimulating or provocative. A few patients can be very anxious.

- 4. Change over**

Members will be advised of changeover dates and should liaise with the current exhibitor to minimise any inconvenience to our host.

- 5. Charges**

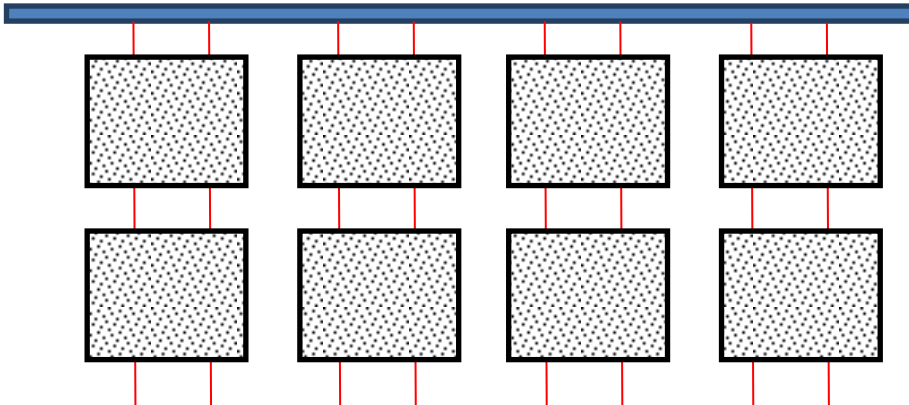
The fees are £15 and £10 for the large and small displays respectively.
Please pay into the DAN Bank Account, or send cash or cheque to the Treasurer. Part of the fee is donated to Corbett Medical Centre.

- 6. Information required**

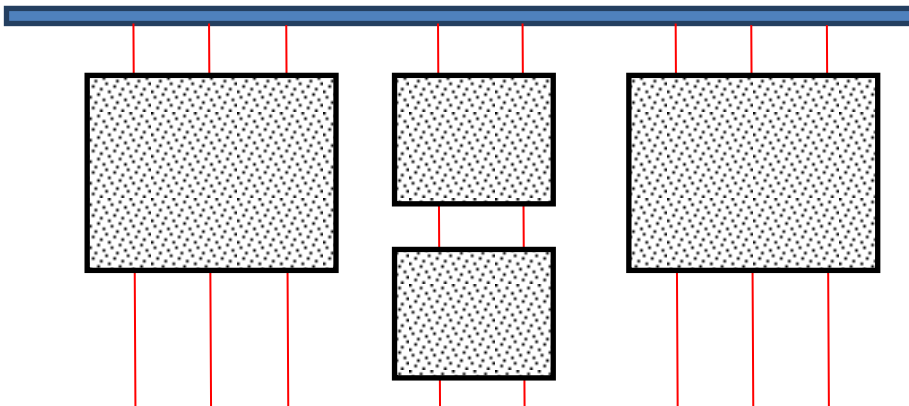
An exhibitor's submission form, must be fully completed and received by Derek Webster.

Possible Configurations – Small Wall

Normal configuration for 8 similar sized frames

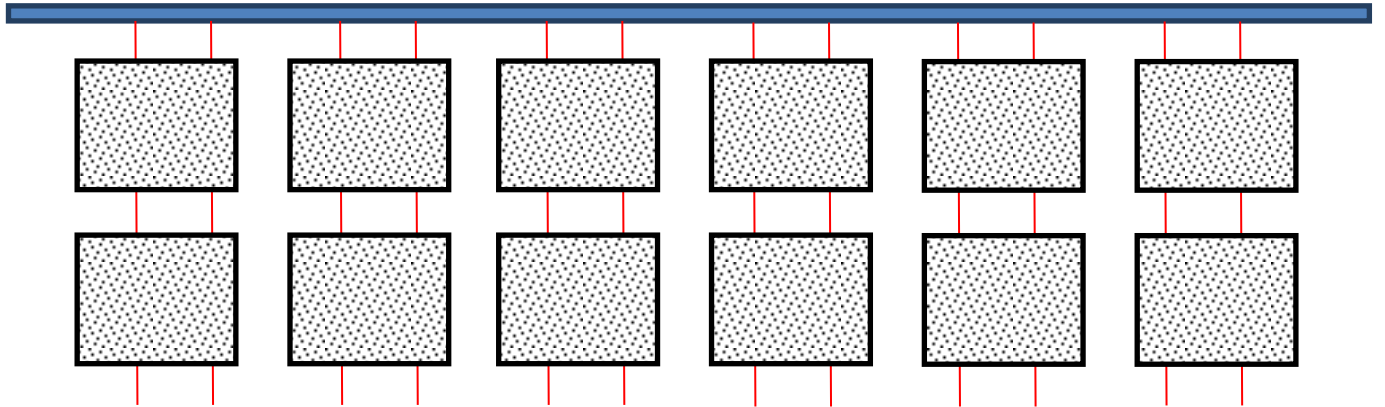


Example configuration for 2 large frames and 2 normal size frames

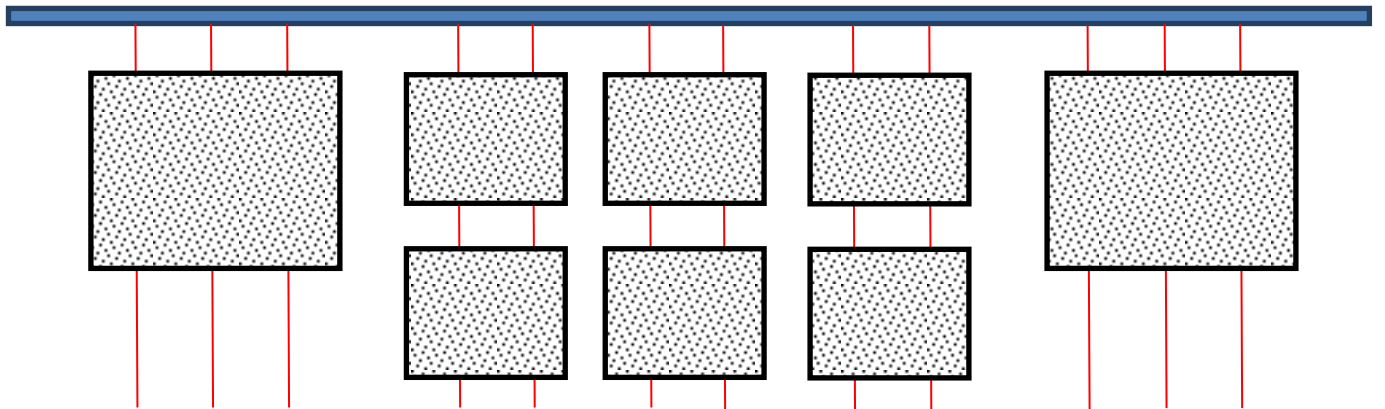


Possible Configurations – Large Wall

Normal configuration for 12 similar sized frames



Example configuration for 2 large frames and 6 normal size frames



Example configuration for 2 very large frames and 4 normal size frames

